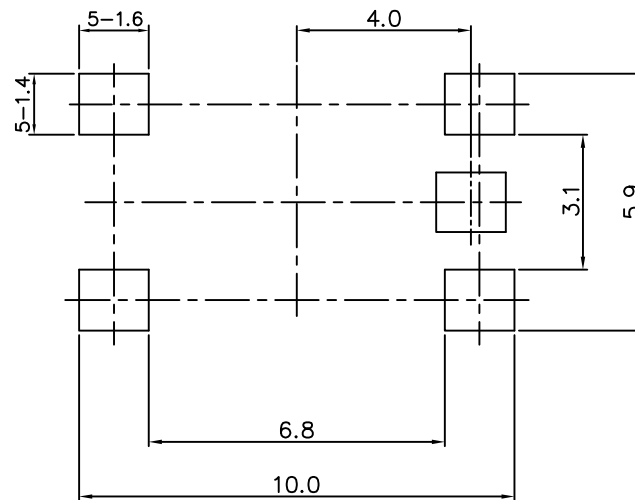
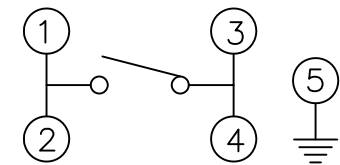


P.C.B LAND PATTERN

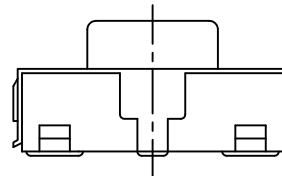
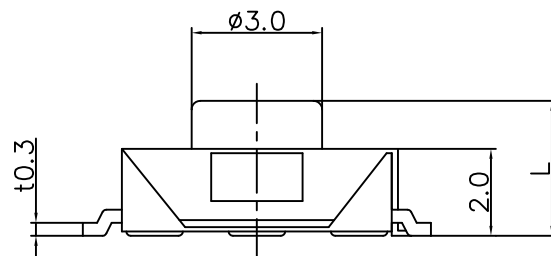


CIRCUIT DIAGRAM



KNOB HEIGHT

MODEL	L(mm)
T1157ASNP	2.5
T1157AHNP	3.1



SPECIFICATION

1. RATING : DC 12V 50mA
2. TRAVEL : 0.25±0.1mm
3. CONTACT RESISTANCE : 100mΩ MAX.
4. BOUNCE : 10m SEC MAX.
- 5.

MODEL	OPERATING FORCE	LIFE CYCLES
T1157AHNP-1	130±50gf	80,000 CYCLE
T1157AHNP-2	160±50gf	80,000 CYCLE
T1157AHNP-3	250±50gf	50,000 CYCLE

TOLERANCE UNLESS OTHERWISE STATED(mm)	PART NO.					Q'TY		MATERIAL		SPECIFICATION		TREATMENT	REFERENCE
	MARK	DATE	APPR.	CHECK	DESIGN	TRIGONOMETRY	UNIT	m/m	SCALE	1/1	USER	TACT SWITCH	
less than 10 ±0.1						APPROVAL	CHECK	DESIGN			TITLE	T 1157AHNP	
10~30 ±0.2											DWG NO.	T 1157AHNP-0	
30~100 ±0.3													
ANGLE ±2°													