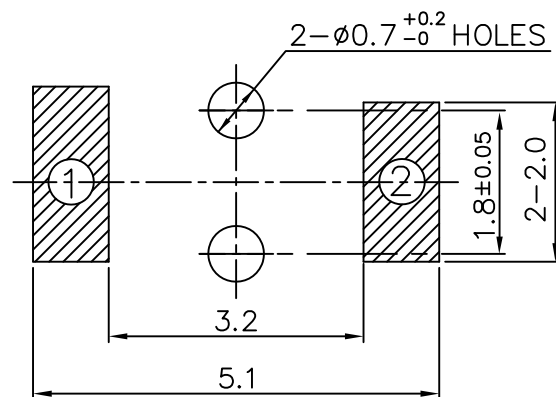


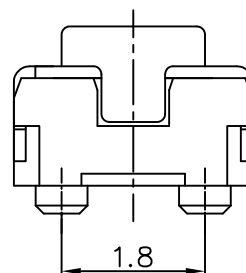
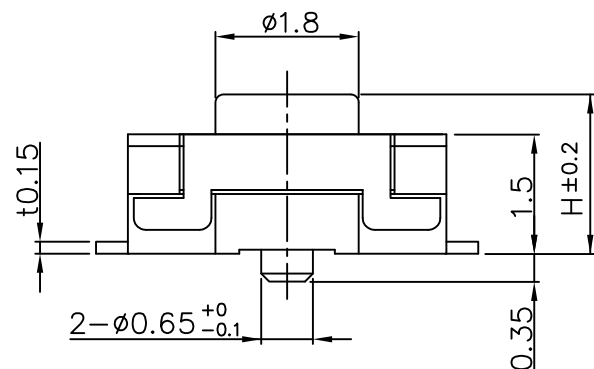
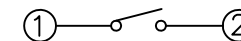
### P.C.B LAND PATTERN



### PRODUCTION HEIGHT(H)

MODEL	H (mm)
T 1115VS	1.5
T 1115VSA	2.0
T 1115VSB	2.5

### CIRCUIT DIAGRAM



### SPECIFICATION

1. RATING : DC 12V 50mA
2. TRAVEL : 0.2±0.1mm
3. CONTACT RESISTANCE : 100mΩ MAX.
4. BOUNCE : 10m SEC MAX.

MODEL	OPERATING FORCE	LIFE CYCLES
T 1115VS -2	160±50gf	100,000 CYCLE
T 1115VS -3	250±80gf	100,000 CYCLE

TOLERANCE UNLESS OTHERWISE STATED(mm)						PART NO.			MODEL			Q'TY	MATERIAL	SPECIFICATION		TREATMENT	REFERENCE
less than 10	±0.1												TRIGONOMETRY	UNIT m/m	SCALE 1/1	USER	TACT SWITCH
10~30	±0.2												APPROVAL	CHECK	DESIGN	TITLE	T 1115VS
30~100	±0.3															DWG NO.	T 1115VS-3
ANGLE	±2°																
MARK	DATE	APPR.	CHECK	DESIGN													